



Infants

1°



INFANTS


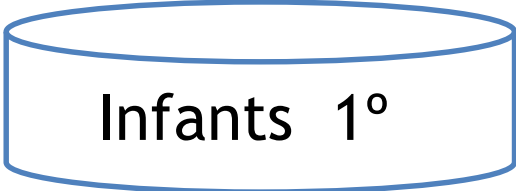
At the first level of this cycle we will continue with the structures employed in the previous stage but with more contents, given that at this age reading skills must be consolidated.

The aim is for children to learn more about the fascinating world of lighthouses with Portopí Lighthouse being given special attention.

Certain pieces on display have been highlighted, their size and characteristics making them especially attractive to children.

At the second level of the cycle, activities will be aimed at children understanding the importance of some of the discoveries made in the field of marine navigational aids.


DIDACTIC CONTENTS




Visual discrimination




Mathematical reasoning



Visual arts



Written expression



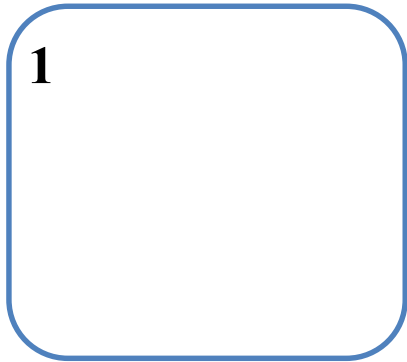



Word order



Vocabulary

**Portopí Lighthouse has 4 “bodies”.
Can you draw them all?**






**This object has 5 light bulbs.
But 2 have “gone”.
How many are left?**



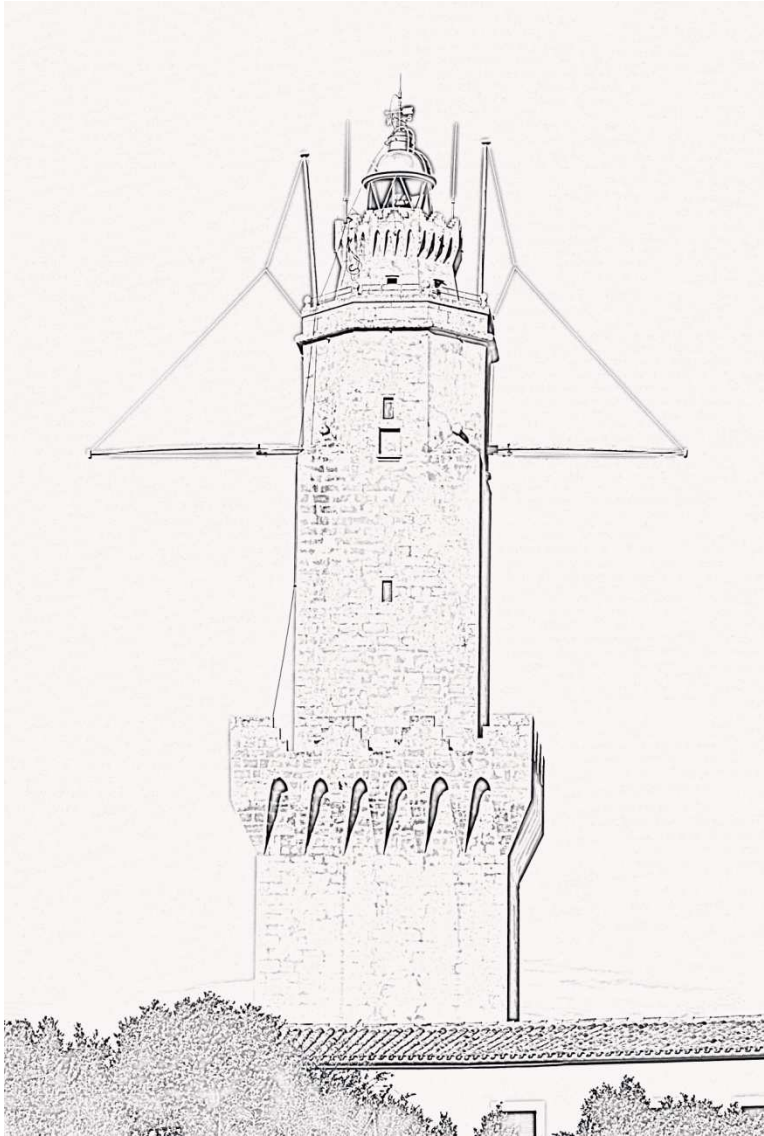
$$\begin{array}{r} 5 \\ - 2 \\ \hline \end{array}$$


There arelight bulbs left.






Choose 2 flags and hang them from Portopí Lighthouse.






Why do you think that some of the **Optics** at lighthouses are so big?



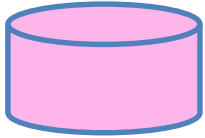
Put these words in the right order.

Lighthouse Portopí



Mallorca is Palma the in





Have a look at this lightning conductor from the museum at Portopí.

What do you think it was for?

..... ● ●

What do you think would happen on stormy nights?

..... ●

..... ●



Educational resources: Kole Seoane, teacher specialising in infant and primary education.

Graphic materials: Kole Seoane.
Balearic Islands Port Authority
(Exhibition of Maritime Navigational Aids, Portopí Lighthouse)